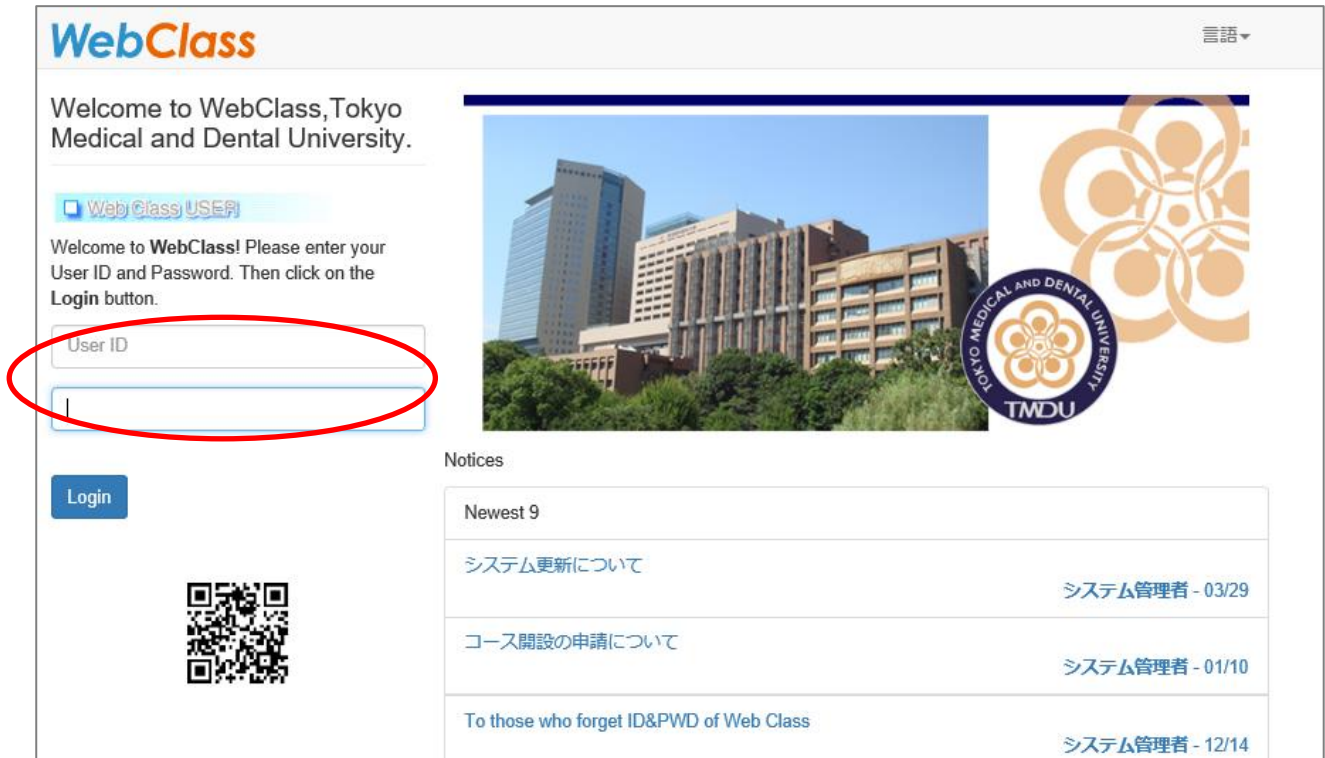


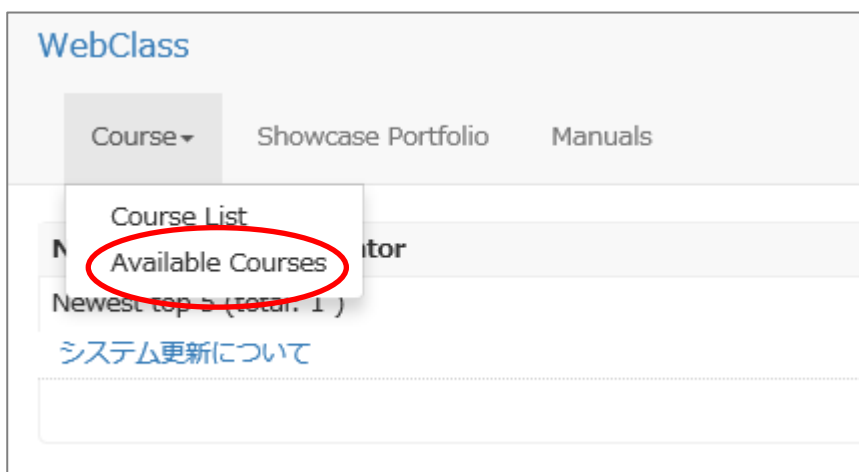
# How to watch the seminar video

1. Please log in WebClass to <https://lib02.tmd.ac.jp/webclass/login.php?language=ENGLISH> or TMDU Library HP.

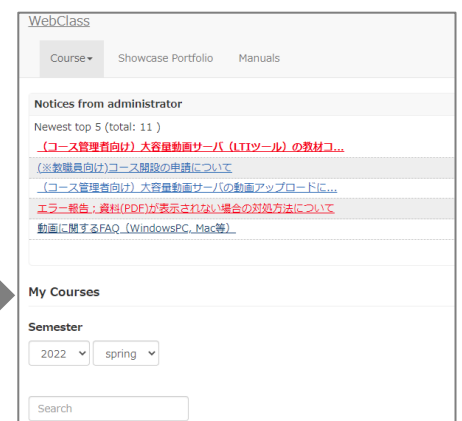
\*If you don't have WebClass ID, please click [here](#).



2. Please select "Available Courses" from "Course".



\* From the second time onward, it will be posted on "My Courses".



3. Please click “SA00025 図書館講習会 2015-2024”

The screenshot shows the 'WebClass' interface. At the top, there are navigation tabs: 'Course', 'Showcase Portfolio', and 'Manuals'. Below this is a breadcrumb trail: 'Top / Available Courses'. The main heading is 'Available Courses'. There are two dropdown menus, both set to 'All'. Below them is a search bar with the text 'Please select' and a search button labeled '検索'. A list of courses is displayed, with the first two being '統合情報機構' and 'SA00025 図書館講習会 2015-2024'. The latter is circled in red.

4. Please click “Join this Course”

The screenshot shows the course page for 'SA00025 図書館講習会 2015-2024'. The breadcrumb trail is 'Top / Available Courses / SA00025 図書館講習会 2015-2024'. The course title is 'SA00025 図書館講習会 2015-2024'. Under 'About this course', the following details are listed: Faculty: 統合情報機構, Year: 2024, Semester: all, Class: (blank). Under 'Members', it says 'You can join'. A blue button labeled 'Join this Course' is circled in red.

5. Please choose title which you want to watch.